

Integrated electrical switch for pneumatic and electric control of air seats

Paddle style actuation

All plastic components meet FMVSS 302 flammability requirements

1/4" barb connection

### Technical data

**Operating pressure:**

0 to 125 psi (0 to 8 bar)

**Actuation:**

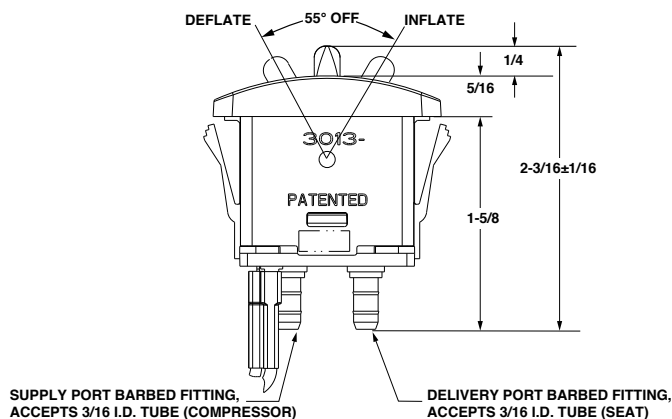
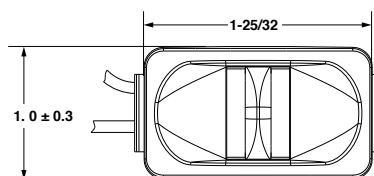
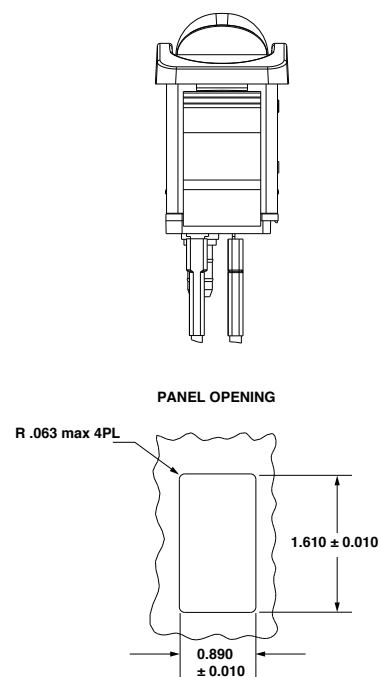
Paddle style

**Electrical connection:**

Wire assembly, terminal 1/4" blades



### Dimensions (Inches)



### Models

Model	Barb Connection
3013-5	1/4"

